

# Chittagong Stock Exchange

24-May-18

## Weekly Market Summary

Week: 2018-05-20 to 2018-05-24 (5 days)

<b>Total Turnover (BDT) :</b>	1,087,836,968.60
<b>Volume of Share (Nos):</b>	32,106,685.00
<b>Total Contact(Nos)</b>	42,479
<b>Total Scrip Traded</b>	276

CATEGORY WISE TURNOVER		
Group	Turnover Value(BDT)	% of Total
A	751,606,171.30	69.08
B	64,434,550.40	5.92
N	179,388,384.70	16.49
Z	92,407,862.20	8.49

MAJOR INDICES IN THE WEEK					
Date	CASPI	CSE30	CSCX	CSE50	CSI
05/17/2018	16803.9713	15329.7000	10159.6627	1,257.24	1,143.52
05/24/2018	16729.8228	15141.8078	10120.3846	1,254.16	1,121.36
change in %	-0.4413	-1.2257	-0.3866	-0.25	-1.94

SCRIP PERFORMANCE IN THE WEEK	
Advanced	84
Declined	172
No Change	20
Total Traded Issues	276

TOP TEN GAINER COMPANIES BY CLOSING PRICE						
Scrip ID	Scrip Name	Category	Week Difference	Opening	Closing	Turnover (BDT)
17008	LEGACY FOOTWEAR LIMITED	A	30.82	63.90	83.60	15,354,750.90
20020	INTRACO REFUELING STATION LTD.	N	27.46	42.60	54.30	119,652,324.30
21045	SEML LECTURE EQUITY MANAGEME	A	20.23	8.40	10.10	21,882.00
13032	ADVENT PHARMA LIMITED	N	19.21	38.00	45.30	48,781,020.30
19008	MIRACLE INDUSTRIES LIMITED	B	15.73	41.30	47.80	24,243,581.50
19006	SINOBANGLA INDUSTRIES LIMITED	A	15.58	50.70	58.60	17,602,324.20
12062	SHEPHERD INDUSTRIES LIMITED	A	14.48	28.30	32.40	18,868,051.30
16036	OIMEX ELECTRODE LIMITED	A	13.30	40.60	46.00	11,584,556.10
12025	ANLIMA YARN DYEING LIMITED	A	11.56	29.40	32.80	2,229,503.90

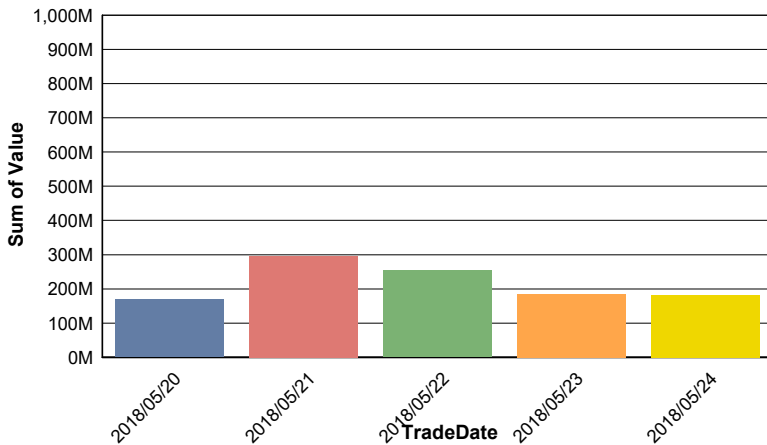
**TOP TEN LOSER COMPANIES BY CLOSING PRICE**

Scrip ID	Scrip Name	Category	Week Difference	Opening	Closing	Turnover (BDT)
22028	JAMUNA BANK LIMITED	A	-22.33	19.70	15.30	2,045,283.00
32007	IMAM BUTTON INDUSTRIES LTD	Z	-13.84	32.50	28.00	162,763.50
11031	STANDARD INSURANCE LIMITED	A	-13.67	32.90	28.40	212,317.90
22027	SOCIAL ISLAMI BANK LIMITED	A	-13.04	18.40	16.00	2,173,297.60
11029	CONTINENTAL INSURANCE LIMITED	A	-12.71	17.30	15.10	75.50
16015	EASTERN CABLES LIMITED	Z	-11.42	207.40	183.70	82,550,180.00
12059	DRAGON SWEATER & SPINNING LTD.	A	-10.78	20.40	18.20	12,661,709.70
10008	PRAGATI LIFE INSURANCE LTD.	A	-9.77	112.50	101.50	10,150.00
22033	FIRST SECURITY ISLAMI BANK LTD	A	-9.60	12.50	11.30	3,213,369.10
22015	SOUTHEAST BANK LIMITED	A	-9.52	16.80	15.20	2,021,079.60

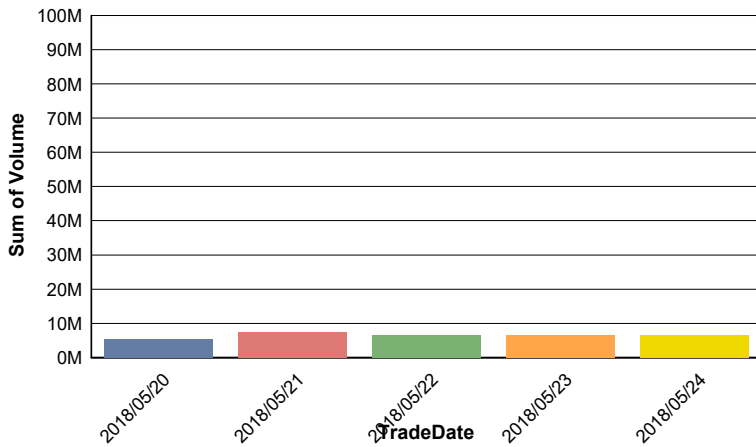
**TOP TEN COMPANIES BY TURNOVER**

Scrip ID	Scrip Name	Turnover (BDT)	Volume
20020	INTRACO REFUELING STATION LTD.	119,652,324.30	2,474,136
13021	ACI FORMULATIONS LIMITED	102,488,984.70	602,817
16015	EASTERN CABLES LIMITED	82,550,180.00	490,458
32003	BEXIMCO LIMITED	71,825,822.50	2,679,125
13032	ADVENT PHARMA LIMITED	48,781,020.30	1,146,031
16030	WESTERN MARINE SHIPYARD LTD.	38,007,823.00	1,162,068
16032	BANGLADESH STEEL RE-ROLLING MILLS LTC	32,225,572.20	280,017
16035	BBS CABLES LTD.	27,612,830.90	353,593
19008	MIRACLE INDUSTRIES LIMITED	24,243,581.50	534,530
13017	KEYA COSMETICS LIMITED	22,024,985.20	2,195,917

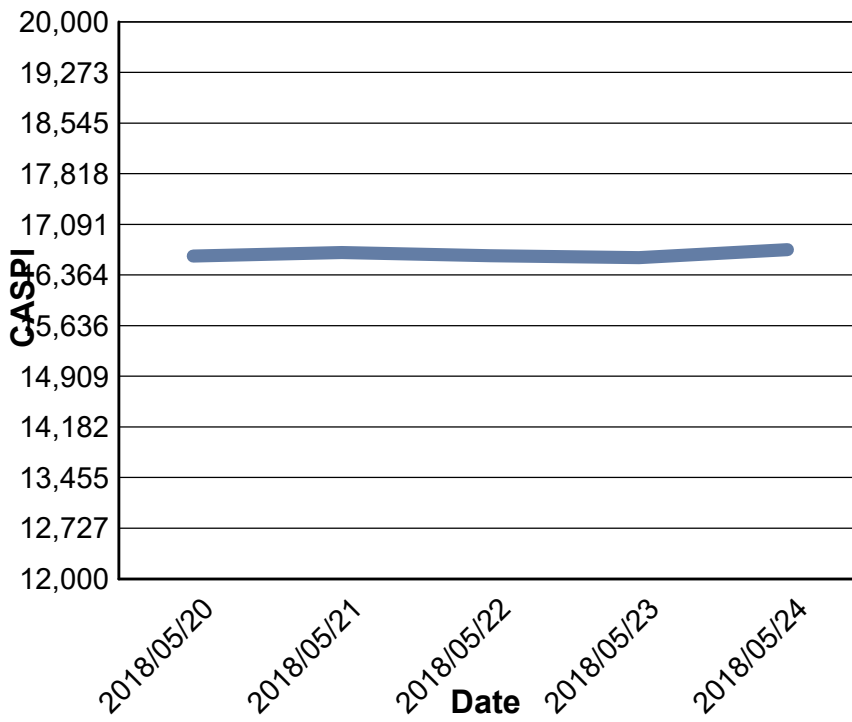
**Data for Turnover Value**



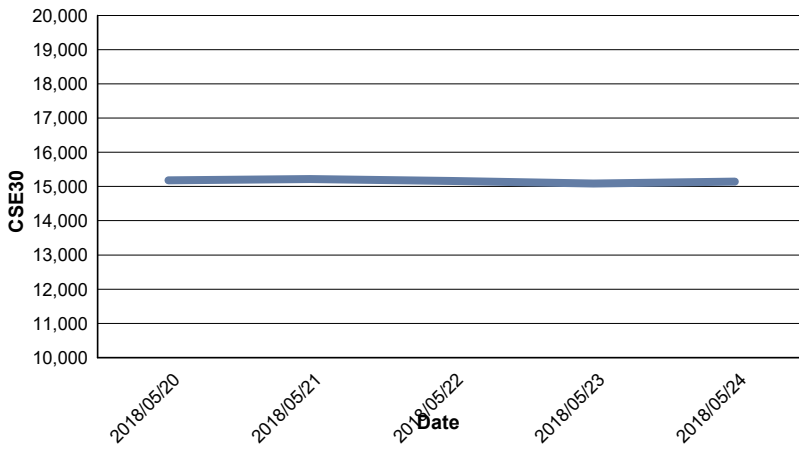
### Data for Turnover Volume



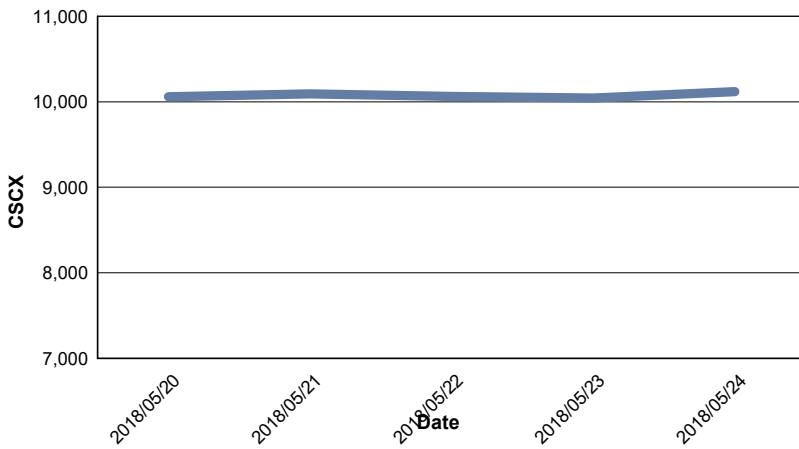
### CASPI Index



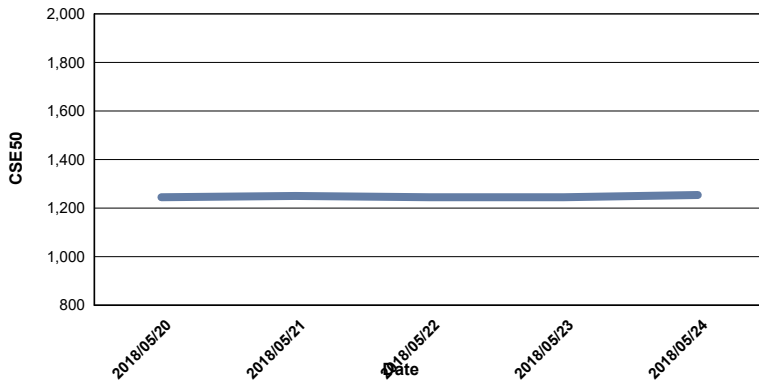
### Index CSE30



### Index CSCX



### Index CSE50



### Index CSI

