

Chittagong Stock Exchange

07-Jun-18

Weekly Market Summary

Week: 2018-06-03 to 2018-06-07 (5 days)

Total Turnover (BDT) :	916,456,420.30
Volume of Share (Nos):	25,717,884.00
Total Contact(Nos)	32,800
Total Scrip Traded	275

CATEGORY WISE TURNOVER		
Group	Turnover Value(BDT)	% of Total
A	767,035,733.70	83.68
B	67,046,534.30	7.31
N	72,655,328.10	7.93
Z	9,718,824.20	1.06

MAJOR INDICES IN THE WEEK					
Date	CASPI	CSE30	CSCX	CSE50	CSI
05/31/2018	16491.1001	14940.4807	9976.6948	1,232.76	1,103.12
06/07/2018	16549.7868	15022.1651	10012.2192	1,237.87	1,104.17
change in %	0.3559	0.5467	0.3561	0.41	0.09

SCRIP PERFORMANCE IN THE WEEK	
Advanced	116
Declined	130
No Change	29
Total Traded Issues	275

TOP TEN GAINER COMPANIES BY CLOSING PRICE						
Scrip ID	Scrip Name	Category	Week		Closing	Turnover (BDT)
			Difference	Opening		
13012	LIBRA INFUSIONS LIMITED	A	33.11	505.20	672.50	728,404.70
16001	AZIZ PIPES LIMITED	B	22.84	130.00	159.70	3,379,851.00
12004	APEX SPINNING & KNITTING MILLS	A	18.04	117.50	138.70	4,613,194.20
25019	NATIONAL HOUSING FIN. & INV.LTD	A	12.05	34.00	38.10	2,910.00
16014	KAY & QUE (BANGLADESH) LTD	Z	11.20	175.00	194.60	292,877.00
12059	DRAGON SWEATER & SPINNING LTD.	A	10.91	17.40	19.30	4,847,441.50
15003	MEGHNA CEMENT MILLS LIMITED	A	10.31	90.20	99.50	242,551.00
13020	BERGER PAINTS BANGLADESH LTD	A	9.52	2,514.50	2,754.00	8,289,172.70
22015	SOUTHEAST BANK LIMITED	A	8.96	14.50	15.80	1,360,277.30
22005	RUPALI BANK LIMITED	A	8.94	36.90	40.20	1,990,964.10

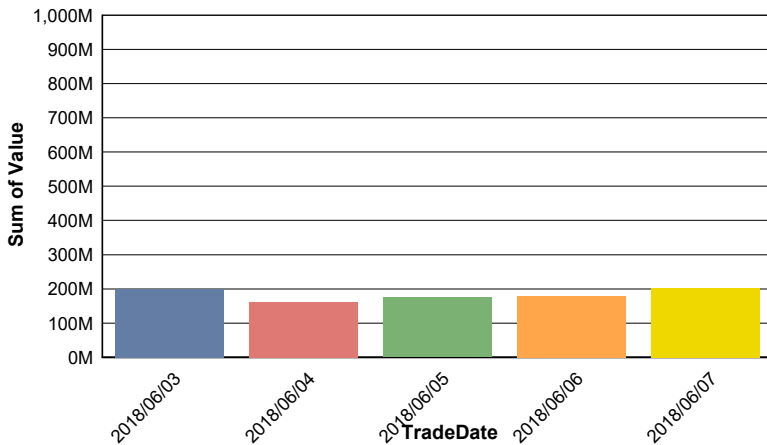
TOP TEN LOSER COMPANIES BY CLOSING PRICE

Scrip ID	Scrip Name	Category	Week Difference	Opening	Closing	Turnover (BDT)
11037	PROVATI INSURANCE CO. LTD	A	-12.50	16.00	14.00	23,517.70
20020	INTRACO REFUELING STATION LTD.	N	-12.02	52.40	46.10	48,531,483.90
25012	IPDC FINANCE LIMITED	A	-11.21	33.00	29.30	4,686,457.00
13032	ADVENT PHARMA LIMITED	N	-10.45	42.10	37.70	18,077,230.30
14025	GOLDEN HARVEST AGRO INDS LTD.	A	-9.51	41.00	37.10	4,354,348.40
11011	PRAGATI INSURANCE LIMITED	A	-9.38	24.50	22.20	209.70
21050	ICB AMCL FIRST AGRANI BANK MUTU	A	-9.33	7.50	6.80	6,800.00
14021	BEACH HATCHERY LTD.	Z	-9.02	14.40	13.10	1,008.70
32007	IMAM BUTTON INDUSTRIES LTD	Z	-8.49	30.60	28.00	54,177.60
12064	QUEEN SOUTH TEXTILE MILLS LTD.	N	-7.94	54.10	49.80	6,046,613.90

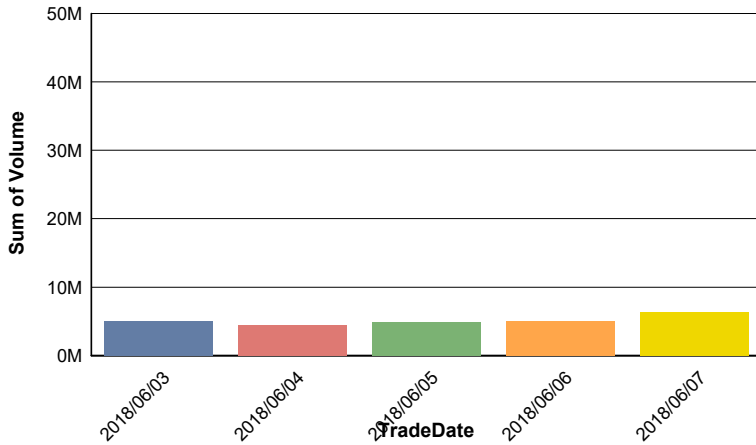
TOP TEN COMPANIES BY TURNOVER

Scrip ID	Scrip Name	Turnover (BDT)	Volume
13002	SQUARE PHARMACEUTICALS LIMITED	80,884,543.60	284,665
26001	GRAMEENPHONE LIMITED	78,948,141.30	192,835
32003	BEXIMCO LIMITED	62,624,290.00	2,262,183
20020	INTRACO REFUELING STATION LTD.	48,531,483.90	1,015,459
20010	KHULNA POWER COMPANY LIMITED	24,129,032.10	371,164
19008	MIRACLE INDUSTRIES LIMITED	22,793,237.40	487,660
12012	ALIF INDUSTRIS LIMITED	22,468,925.90	213,801
12054	SHASHA DENIMS LTD.	21,785,170.20	339,564
16037	NAHEE ALUMINUM COMPOSITE PANEL LTD.	20,210,354.10	386,848
16035	BBS CABLES LTD.	18,132,926.60	244,999

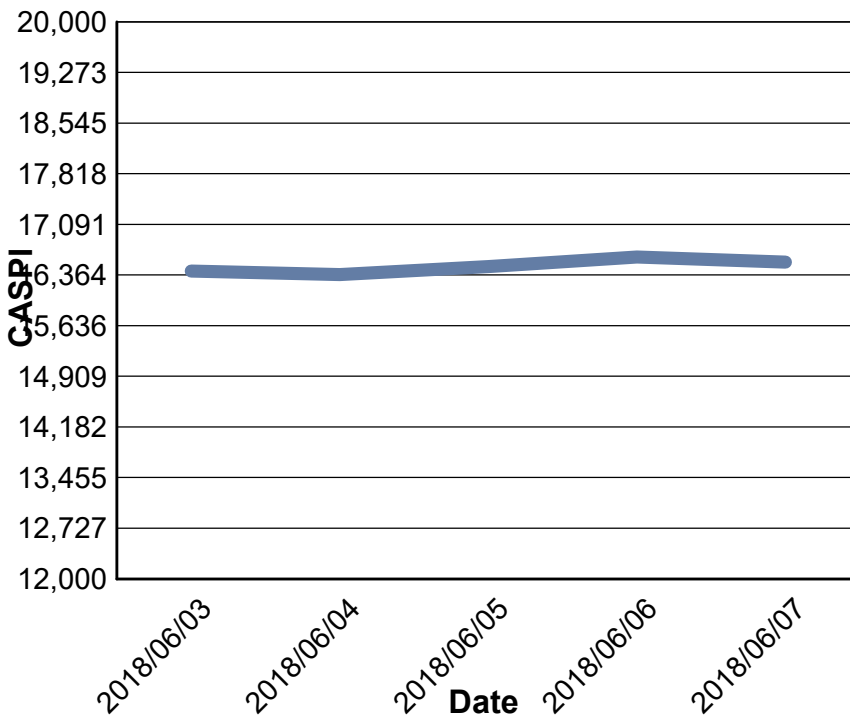
Data for Turnover Value



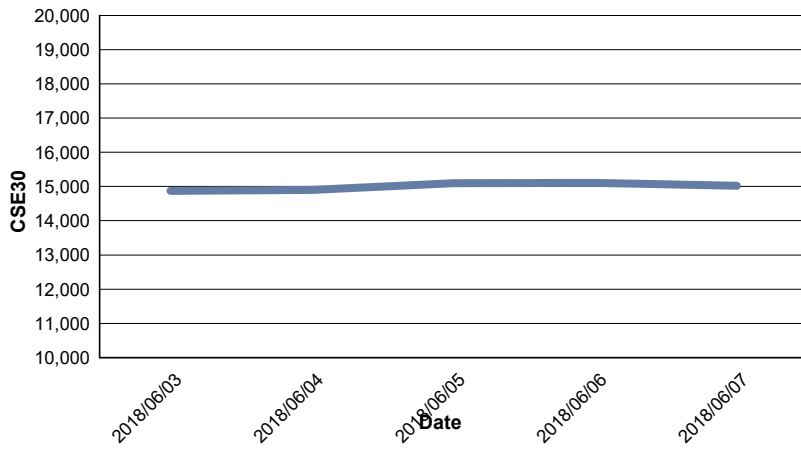
Data for Turnover Volume



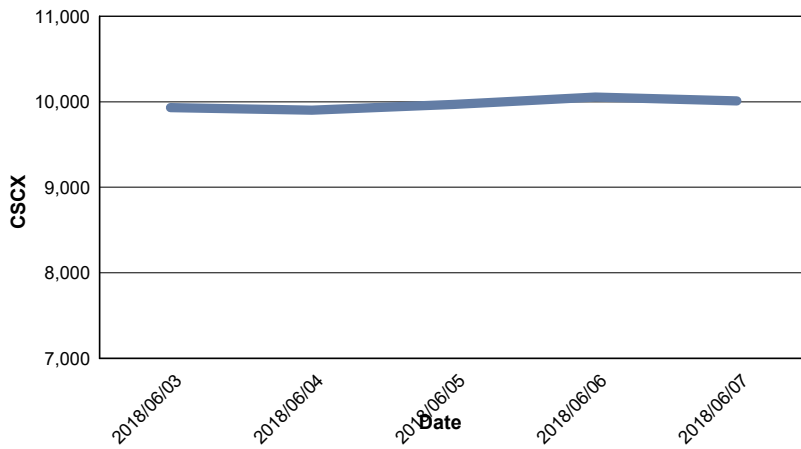
CASPI Index



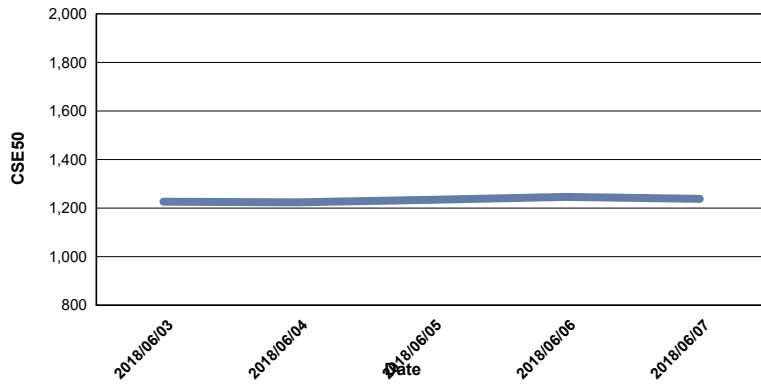
Index CSE30



Index CSCX



Index CSE50



Index CSI

